



Organising Committee

Chairman:

Dr Richard Yeo

Vice Chairman:

Dr Gervais Wansaicheong

Hon Treasurer:

Dr Wong Fuh Yong

Scientific Committee:

Dr Lester Leong Dr Kelvin Loke

Trade Exhibition:

Dr Eugene Ong Dr Teo Sze Yiun

Social:

Dr Ng Keng Sin

Publicity/IT :

Dr Koh Wee Yao

Radiographers/Technologists Programme:

Mr Francis Ngoi

Nursing Programme:

Ms Agnes Wong

College of Radiologists Ex-Officio:

Dr Anthony Goh

Singapore Radiological Society Ex-Officio:

Dr Michael Wang

SRS/ CRS ASM 2013 Chairman:

Dr David Ng



Invited Faculty

International

Prof Shih-Chang (Ming) Wang
Breast Cancer Institute of NSW, Australia

Prof Robert Ryu
Northwestern Radiology, USA

Dr Demetris Patsios
Joint Department of Medical Imaging, Toronto,
Canada

Dr Daniel Makes
Director of Ultrasound Training Centre, Indonesia

Dr Evelyn Ho
Sime Darby Medical Centre, Malaysia

Prof Ben Slotman
Chairman Department of Radiation Oncology, VU
University Medical Centre, Netherlands

Prof Suresh Senan
Clinical Experimental Radiotherapy, VU University
Medical Centre, Netherlands

Dr Wilko Verbakel
Medical Physicist, VU University Medical Centre,
Netherlands

Local

Dr Tan Bien Soo
Snr Consultant, Diagnostic Radiology, SGH

Prof Tan Puay Hoon
Head Snr Consulalatnt, Pathology, SGH

Prof Mikael Hartman
Consultant, Breast & Trauma Surgery, NCIS

Dr Gregory Kaw
Snr Consultant, Diagnostic Radiology, TTSH

Dr Thng Choon Hua
Snr Consultant, Cancer Imaging, NCCS

Prof Lee Pyng
Snr Consultant, Respiratory & Critical Care
Medicine, NUHS

Dr Bertha Woon
Consultant Breast Surgeon, Gleneagles Medical
Centre

Dr Johann Tang
Consultant, Radiation Oncology, NCIS

Dr Angeline Poh
Consultant, Diagnostic Radiolgy, CGH

Dr Evan Woo
Consultant, Plastic and Reconstructive Surgery,
KKWCH

Dr Esther Chuwa
Consultant Breast Surgeon, KKWCH

Dr Arun Thomas
Consultant, Diagnostic Radiology, TTSH



Pre congress workshop

Residency Education Workshop

SGH Diagnostic Radiology Conference Room

10th February 2012 (Friday)

0900 – 1700 (tbc)

Registration Fee: \$100

This workshop is hosted by Dr Tan Bien Soo and Dr Robert Ryu. This “train the trainers” workshop is aimed primarily at staff who are involved in the ACGME residency programme. It serves as a forum to share ideas, challenges and innovations to enhance your knowledge and skills as a postgraduate medical educator.



Categorical Sessions

Thoracic Categorical

E-Lab, Tan Tock Seng Hospital

Session 1 11th February (Sat) 1030 – 1200

Session 2 12th February (Sun) 1045 – 1200

Breast Categorical


E-Lab, Tan Tock Seng Hospital

Session 1 11th February (Sat) 1400 - 1530

Session 2 12th February (Sun) 0900 – 1030


Registration fee for each session: \$100

More information to follow.




Saturday 11th February

0800 - 0845	REGISTRATION
0845 - 0850	Introduction
0850 - 0900	Welcome Address
0900 - 0930	The Future of Digital Imaging
0930 - 0945	Opportunistic Mammographic Screening in Malaysia
0945 - 1000	Update on Breast Tomosynthesis
1000 - 1015	MORNING TEA
	Breast Session 1
1030 - 1045	Ultrasound of hypoechoic nodules
1045 - 1100	Introduction to Ultrasound Elastography
1100 - 1120	Imaging of Breast Fillers
1120 - 1140	Positron Emission Mammography
1140 - 1200	Positron Emission Mammography
1200 - 1300	FY KHOO LECTURE
1300 - 1400	LUNCH
	Thoracic Session 1
1400 - 1420	Bronchial Embolisation for haemoptysis
1420 - 1440	IASLC nodal stations: What are they?
1440 - 1500	Collagen Vascular disease
1500 - 1515	Non tuberculous mycobacteria infection
1515 - 1530	Complications from CT lung biopsy
1530 - 1545	AFTERNOON TEA
	Breast Session 1
1545 - 1600	Introduction to ROLL
1600 - 1615	Columnar aberrations
1615 - 1630	Are we overtreating DCIS?
1630 - 1645	Accelerated Partial Breast Irradiation
1645 - 1700	Perforator flaps in breast reconstruction: The role of pre-operative imaging
1830 - 2200	DINNER AT ORIENTAL MANDARIN, MARINA SQUARE




Sunday 12th February

0800 - 0900	REGISTRATION
	Thoracic Session 2
0900 - 0920	Imaging of Mesothelioma
0920 - 0940	PET-CT of the Chest
0940 - 1000	CT Lung Cancer Screening: Toronto Experience and the NLST trial
1000 - 1030	CT Lung Cancer Screening: Rationale and challenges
1030- 1045	MORNING TEA
	Breast Session 2
1045 - 1100	Updated overview of breast MRI indications
1100 - 1115	Breast MRI image management
1115 - 1130	Introduction to DCE-MRI and its potential application in the monitoring of breast cancer chemotherapy response
1130 - 1145	Molecular Imaging
1145 - 1200	MRI Biopsy 101
1200 -1300	LUNCH
	Thoracic Session 3
1300 - 1320	Endoscopic Bronchial Ultrasound
1320 - 1340	Stereotactic Ablative Radiotherapy (SABR) of Lung Cancer
1340 - 1400	Percutaneous Lung Ablation
	Education Session 1
1400 - 1415	The US Residency System – Perspectives of a Programme Director
1415 - 1430	Our Diagnostic Radiology Postgraduate Programme – Why fix it when it is not broken?
1430 - 1445	AFTERNOON TEA
	Education Session 2
1445 - 1500	Medicolegal issues in Chest Radiology
1500 - 1515	Informed Consent
1515 - 1530	Dealing with Complications
1530 - 1600	Panel Discussion



Radiographers/Technologists Saturday 11th February


0800 - 0845	REGISTRATION
0845 - 0850	Introduction
0850 - 0900	Welcome Address
	Radiographers/Technologists Session 1
0900 - 0915	TBA
0915 - 0930	TBA
0930 - 0945	TBA
0945 - 1000	TBA
1000 - 1015	MORNING TEA
	Radiographers/Technologists Session 2
1030 - 1045	TBA
1045 - 1100	TBA
1100 - 1120	TBA
1120 - 1140	TBA
1140 - 1200	TBA
1200 - 1300	FY KHOO LECTURE
1300 - 1400	LUNCH
1830 - 2200	DINNER AT ORIENTAL MANDARIN, MARINA SQUARE



Nursing

Saturday 11th February

1200 – 1300	FY KHOO LECTURE
1300 – 1400	LUNCH
	Nursing Session 1
1400 – 1420	Breast Imaging
1420 – 1440	Patient Education in SGH Mammography Centre
1440 - 1500	Care of Dialysis Catheter
1500 - 1515	PICC Programme: How I did it?
1515 - 1530	Q & A
1530 – 1545	AFTERNOON TEA
	Nursing Session 2
1545 - 1600	Transthoracic Needle Biopsy - How to assist
1600 - 1615	Preparation of Patient Undergoing Pleural Drainage
1615 - 1630	Management of Pericardial Effusion in Paediatric Patients
1630 - 1645	Care of Patient: Porta Cath
1645 - 1700	Management in Obstetrics: Placenta Accreta
1700 – 1715	Q & A
1830 – 2200	DINNER AT ORIENTAL MANDARIN, MARINA SQUARE



Radiation Oncology Sunday 12th February

0800 - 0900	REGISTRATION
	Lung SABR Symposium Session 1
0900 - 0910	Welcome and Introduction
0910 - 0930	Epidemiology of early stage NSCLC and survival in Singapore
0930 - 1000	Population Based Survivals in Early Stage NSCLC for European Populations
1000 - 1030	TBA
1030- 1045	MORNING TEA
	Lung SABR Symposium Session 2
1045 - 1115	Lung SABR: Selection Criteria , treatment techniques and outcomes of Lung SABR
1115 - 1200	Practical Aspects of Treatment Planning, Delivery and Verification
1200 -1300	LUNCH
	Lung SABR Symposium Session 3 (Combined with Thoracic Session 3)
1300 - 1320	Endoscopic Bronchial Ultrasound
1320 - 1340	Stereotactic Ablative Radiotherapy (SABR) of Lung Cancer
1340 - 1400	Percutaneous Lung Ablation
	Lung SABR Symposium Session 4
1400 - 1445	Step by Step Approach for 4 cases: How we do it at VUMC, Amsterdam
1430 - 1445	AFTERNOON TEA
	Education Session 2
1445 - 1600	Step by Step Approach for 4 cases: How we do it at VUMC, Amsterdam (Continued) Q & A Close



Abstract Submission

Participants are invited to submit their abstract(s) for consideration by the scientific committee. Abstract submission forms can be downloaded from www.srs.org.sg
Abstracts must be submitted by 10th January 2012.

Young Investigator Award

This award is open to all radiology trainees aged 35 years or less (as at 1st January 2012) presenting an oral paper based on research performed in Singapore.

Best Free Paper and Best Poster Awards

These awards are open to all registrants presenting a paper or poster. The research need not necessarily be conducted in Singapore.

Best Poster Award (Education)

This new category of awards are open to all registrants presenting a poster. The abstract should be organised as follows "Learning Objectives", "Background", "Imaging"/"Procedure Details" and "Conclusion"

Preparation of Abstract

All abstracts must be submitted in English and be of not more than 250 words. The abstracts submitted in Microsoft Word format.

- Abstract Specification:
 - Paper Size: A4: Portrait
 - Font: 12-point size, Times New Roman
- The title should be in capital letters and bold print. Do not centralise.
- The authors' family names in full, name in initials, their institutions, cities and countries should be listed immediately beneath the abstract title, typed in upper and lower case and single-spaced without using full-stops. The presenter's name is to be underlined.
- The text of the abstract must include section headings such as "Objectives", "Materials and Methods", "Results" and "Conclusion". The section headings should appear in bold.
- For authors submitting an educational abstract, please note the change in headings above.

We will notify the authors if their abstracts have been selected for the ASM. Instructions will be given to you later to upload your presentation on a powerpoint format and this will be viewed as an e-poster.

Note to All Presenters

Abstracts will **ONLY** be accepted upon receipt of registration and payment for the 21st ASM. The Organising Committee reserves the right to amend or change any part of the submission guidelines without prior notice.